

# Same and Different (worksheets)

## About This Resource

This “What is the Same and Different? Circle It” worksheet uses familiar Singapore-themed icons to create a meaningful and engaging learning experience for young children. Learners observe and compare items such as local food, landmarks, transport, and cultural symbols to identify which items are the same and which one is different.

By circling the matching or odd item, children develop key skills including visual discrimination, attention to detail, and critical thinking. The activity also strengthens their ability to focus, scan, and make comparisons, which are essential for early learning success.

## What is Included

This resource includes “Same and Different” worksheets, featuring activities such as:

- Reading simple written instructions
- Circling the item that is the same
- Circling the item that is different
- Identifying matching pictures
- Recognising odd-one-out items
- Comparing familiar Singapore-themed icons (food, landmarks, transport, cultural symbols)

## How to Use

- Tell your child the instructions at the start:
- For the first worksheet: “Circle the different item.”
- For the second worksheet: “Circle the same item.”

## Tips for Success


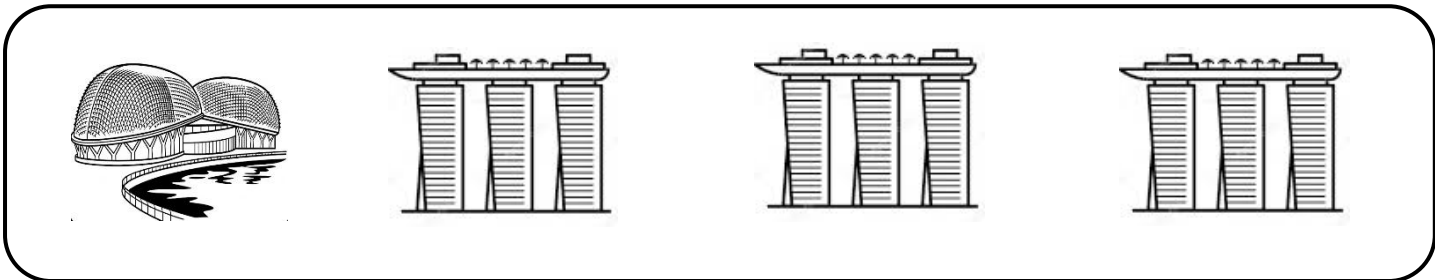
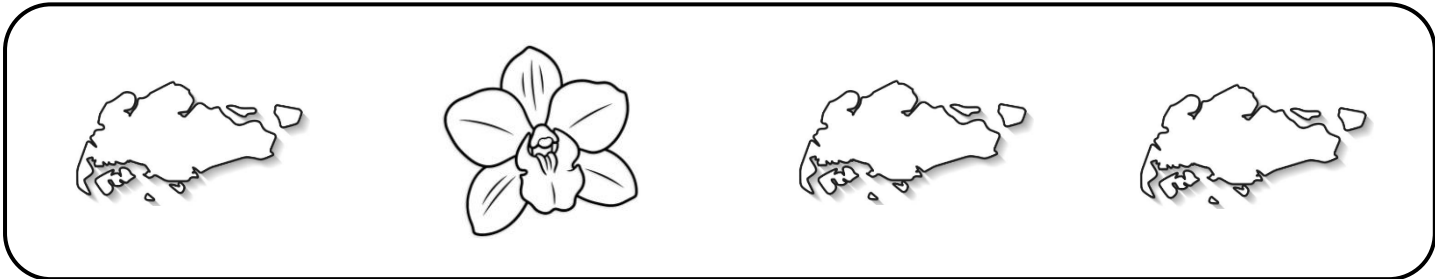
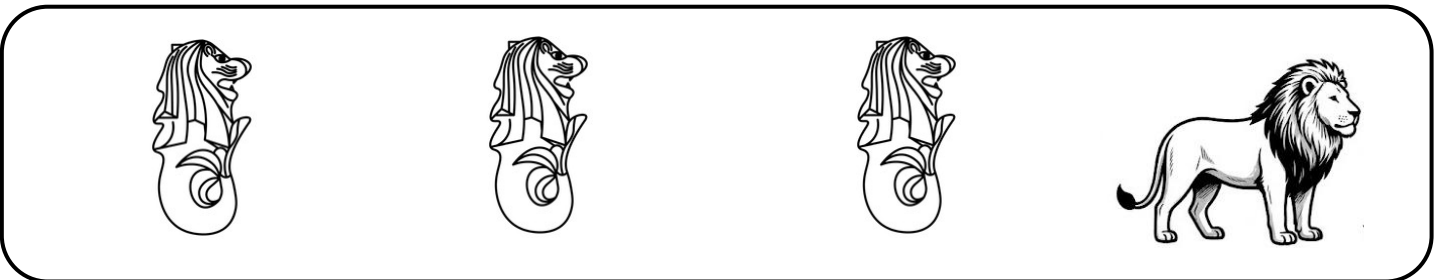
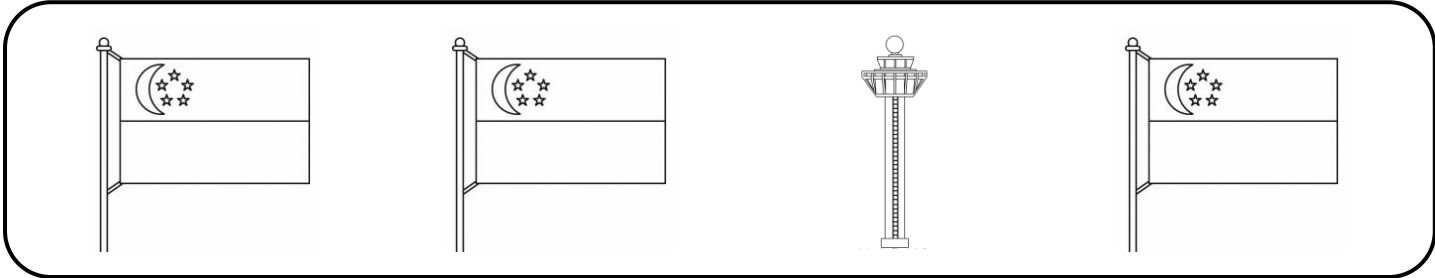
- Let your child look carefully at each row of pictures.
- Encourage them to circle the correct picture on their own.
- Watch quietly and offer help only if needed.
- Praise their work and effort to boost confidence!

## Usage & Sharing

- This resource is for personal and educational use only.
- You may print and use these materials with your children or students
- If sharing or distributing, please include this first page in full
- Selling or redistribution without credit is not permitted

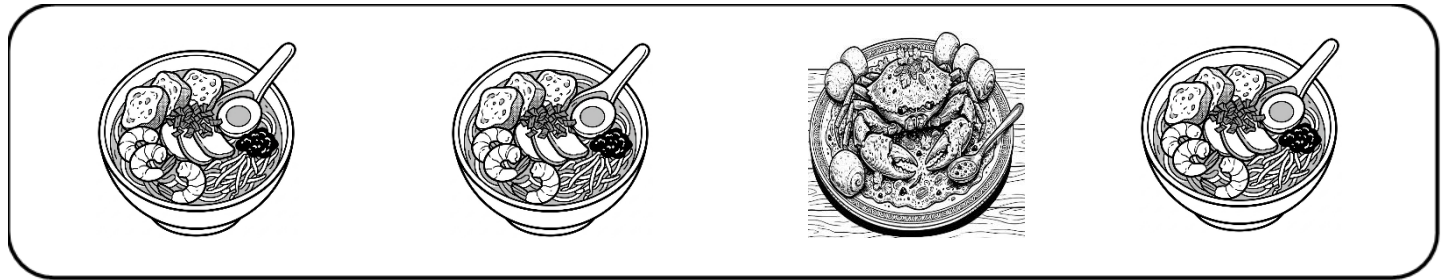
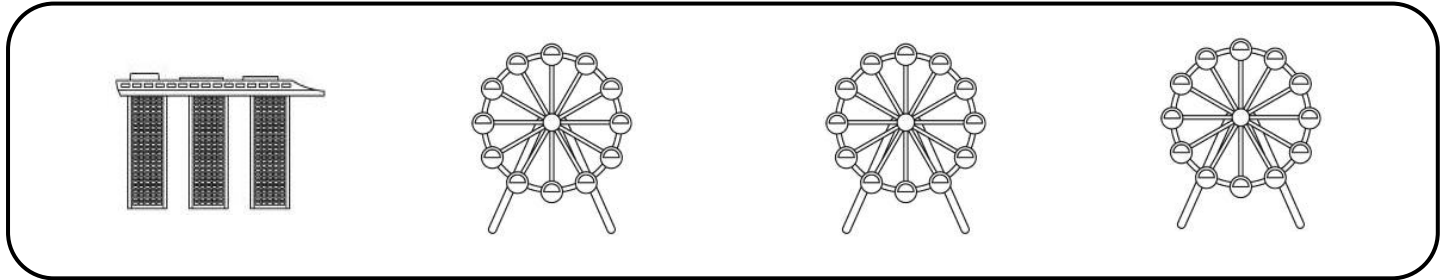



To learn more about ABA services, contact us at [admin@dynamics.com.sg](mailto:admin@dynamics.com.sg) to schedule a free 20 minutes phone call with our ABA team!

### Circle the different item.




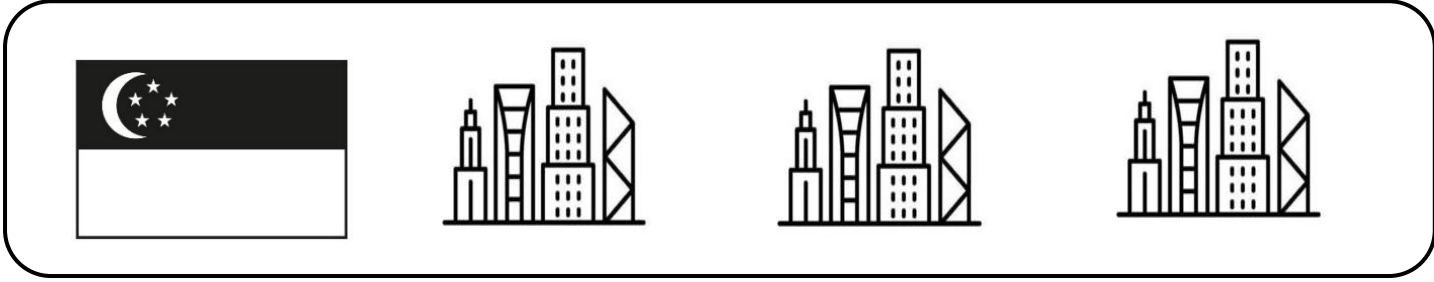


Name: \_\_\_\_\_ Date: \_\_\_\_\_

### Circle the different item.



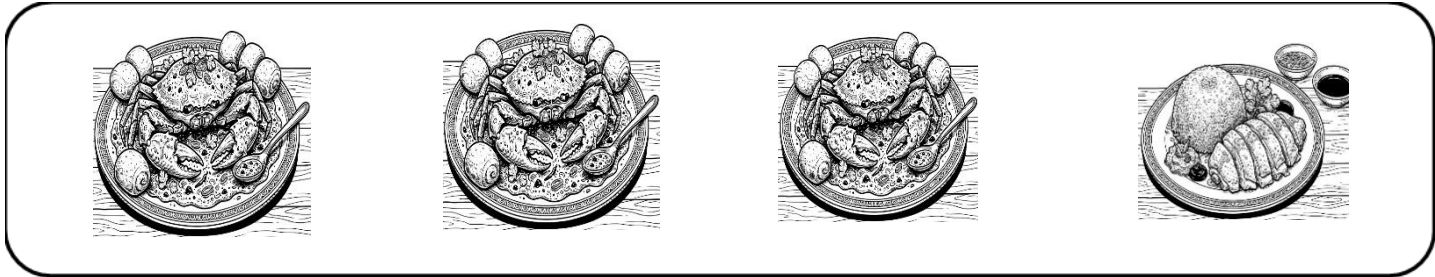




Name : \_\_\_\_\_ Date: \_\_\_\_\_

### Circle the different item.





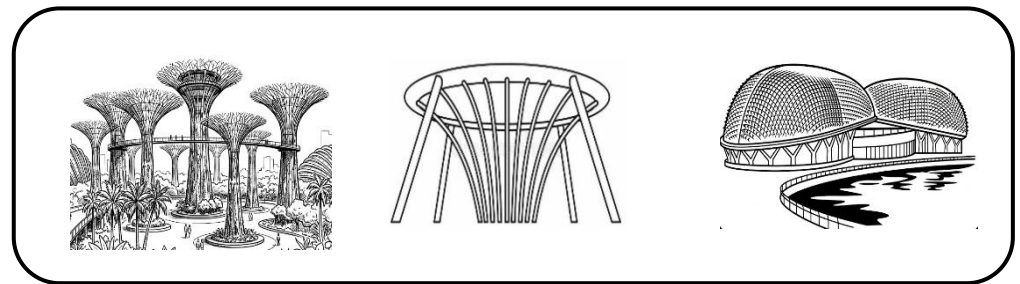



Name: \_\_\_\_\_ Date: \_\_\_\_\_

### Circle the different item.



Name: \_\_\_\_\_ Date: \_\_\_\_\_

**Circle the same item.**



Name: \_\_\_\_\_ Date: \_\_\_\_\_

**Circle the same item.**

