

# Matching Worksheets

(Picture to picture & Shape to shape)

## About This Resource

This set of matching worksheets is designed to support early learning and cognitive development. These worksheets help children build important foundational skills such as visual discrimination, attention, and problem-solving. These worksheets also support the development of ability to focus, to scan, along with early literacy and numeracy skills learning.

## What is Included

This resource includes picture to picture & shape to shape matching. We also have more matching worksheets including:

- Lowercase to uppercase letters
- Uppercase to lowercase letters
- Picture to word

Please refer to our resources library for more!

## How to Use

- Start with simpler matching tasks (e.g., identical matching)
- Gradually increase difficulty (e.g., picture to word, quantity to number)
- Give clear instructions and model if needed (e.g., pointing)
- Encourage your child to complete the worksheets independently

## Tips for Success

- Reinforce effort and correct responses with a high-five or “good matching”!
- Keep the duration of the activities short, refrain from forcing a long duration.
- If the aspect of drawing is a difficulty for your child’s motor skills, alternatively your child can point/place a sticker on the match.

## Usage & Sharing

- This resource is for personal and educational use only.
- You may print and use these materials with your children or students
- If sharing or distributing, please include this first page in full
- Selling or redistribution without credit is not permitted

To learn more about ABA services, contact us at [admin@dynamics.com.sg](mailto:admin@dynamics.com.sg) to schedule a free 20 minutes phone call with our ABA team!

Match the picture to the picture.



•



•



•



•



•



•



•



•



•



•



•



•


Match the picture to the picture.




•




•



•




•




•



•



•




•




•



•



•



•

Match the picture to the picture.




•

•



•

•




•

•



•

•



•

•



Match the picture to the picture.



•



•



•



•



•



•



•



•



•




•


Match the shape to the shape.



•




•




•




•




•




•




•



•



•



•

Match the shape to the shape.

