

Following specific instructions worksheets

About This Resource

This collection of instruction-based worksheets is created to enhance early childhood learning and overall cognitive development. The activities are thoughtfully designed to engage young learners in practicing essential skills such as recognition, attention to detail, and logical thinking.

By following simple directions like circle, cross, colour, underline, and tick, children strengthen their ability to listen, process information, and respond accurately. These tasks also support the development of visual scanning, concentration, and task completion skills.

What is Included

This resource includes a different levels of following specific instructions, such as:

- Read written instruction and follow (Level 1)
- Read written instructions and follow (Level 2)
- Read written instructions and follow (Level 3)
- Read written instructions and follow (Level 4)

How to Use

- Start with level 1 for the worksheets
- Then move on to level 2 and ensure they could read the words independently and gradually up to level 4.
- Encourage your child to complete the worksheets independently

Tips for Success

- Reinforce effort and correct responses with a high-five or praise for staying focus ,reading the instructions and following well !
- Keep the duration of the activities short, refrain from forcing a long duration.

Usage & Sharing


- This resource is for personal and educational use only.
- You may print and use these materials with your children or students
- If sharing or distributing, please include this first page in full
- Selling or redistribution without credit is not permitted

To learn more about ABA services, contact us at admin@dynamics.com.sg to schedule a free 20 minutes phone call with our ABA team!


Name: _____ Date: _____

Level 1

Circle



Cross




Colour



Underline




Underline




Cross



Colour



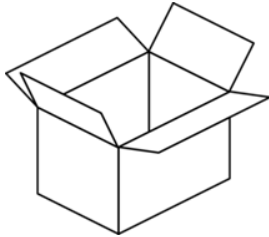
Tick



Name: _____ Date: _____

Level 1

Cross



Circle



Tick



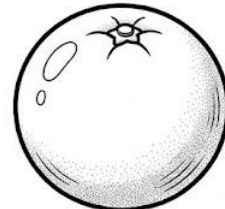
Circle



Circle




Colour



Cross



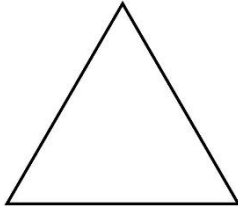
Underline



Name: _____ Date: _____

Level 1

Tick




Underline



Circle




Cross




Colour




Cross



Underline




Tick



Name: _____ Date: _____

Level 1


Circle



Cross



Cross



Underline



Color




Circle



Colour



Tick




Name: _____ Date: _____

Level 1

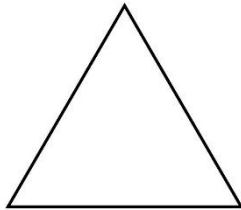
Circle




Tick



Colour



Cross



Circle



Underline



Cross




Colour



Name: _____ Date: _____

Level 1

Colour



Tick



Circle



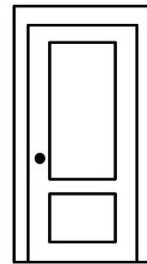
Colour




Circle



Cross



Colour




Underline





Name: _____ Date: _____

Level 2

Tick the star.



Circle the bus.



Underline the cup.




Cross the bag.



Name: _____ Date: _____

Level 2

Cross the heart




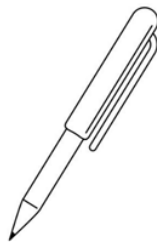
Colour the hat.



Cross the cap.





Tick the pen.



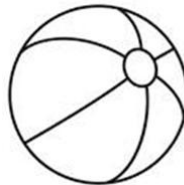

Name: _____ Date: _____

Level 3

Underline the cow



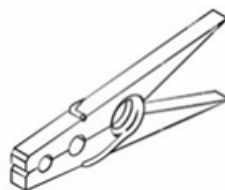
Cross the bun.



Circle the bus.



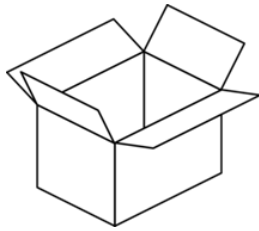
Colour the bag.




Name: _____ Date: _____

Level 3

Tick the box.



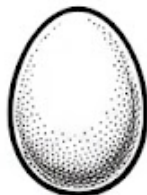
Circle the boy.



Underline the rat.



Cross the jam.









Name: _____ Date: _____

Read and follow the instructions (Level 4)



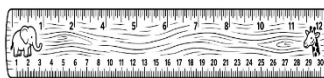
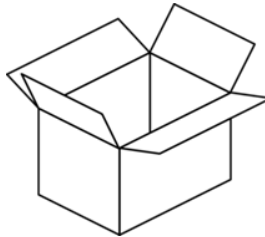

1. Cross the ball.
2. Circle the tree.
3. Colour three.
4. Underline letter M.
5. Circle number six.
6. Colour the star.
7. Tick the heart.



Name: _____ Date: _____

Read and follow the instructions (Level 4)



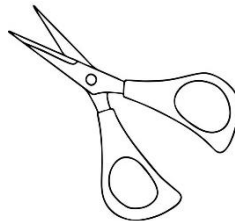

1. Colour the crayon.
2. Circle the book.
3. Tick the box.
4. Underline the cup.
5. Cross the ruler.
6. Circle letter G.
7. Colour the hat.



Name: _____ Date: _____

Read and follow the instructions (Level 4)

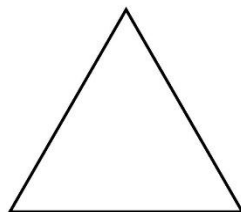



1. Cross the bag.
 2. Underline the scissors.
 3. Circle letter A.
 4. Colour the jam.
 5. Cross number eight.
 6. Tick the bus.
 7. Colour the apple.
-



Name: _____ Date: _____

Read and follow the instructions (Level 4)



1. Cross the pig.
2. Circle number three.
3. Underline letter T.
4. Cross the square.
5. Circle the girl.
6. Colour the apple.
7. Tick letter E.



Name: _____ Date: _____

Read and follow the instructions (Level 4)


1. Circle number ten.
2. Cross the bread.
3. Underline number six.
4. Tick the sun.
5. Colour the house.
6. Circle the bug.
7. Colour the orange.



Name: _____ Date: _____

Read and follow the instructions (Level 4)

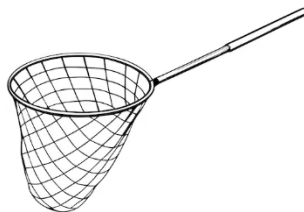
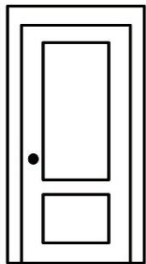
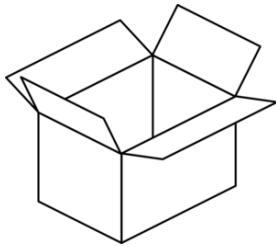
1. Colour the pig.
2. Circle the hen.
3. Cross the rat.
4. Tick the cap.
5. Cross number two.
6. Underline the leg.
7. Cross the pencil.



Name: _____ Date: _____

Read and follow the instructions (Level 4)

1. Tick the bin.
2. Underline the door.
3. Colour the tin.
4. Circle the net.
5. Cross the jug.
6. Circle the mug.
7. Underline the tag.



Name: _____ Date: _____

Read and follow the instructions (Level 4)

1. Circle the cow
 2. Cross the rat.
 3. Tick the square.
 4. Colour the cap.
 5. Underline the egg.
 6. Circle the hat.
 7. Cross the fan.
-

